

DAV CENTENARY PUBLIC SCHOOL
VAISHALI NAGAR, JAIPUR

HOLIDAY HOMEWORK

for

LKKG

Learn... Play... Grow... Together!

Name : _____

Class : _____





DAV CENTENARY PUBLIC SCHOOL

VAISHALI NAGAR, JAIPUR

Dear Parents,

Summer vacation is a break from fixed schedules, rules and regulations of the school. It's time to enjoy & relax but it's the time when the children have to spend a lot of time indoors and it becomes challenge to keep their little minds busy.

Keeping this in mind, we have planned the activities that will help to keep the children engaged, channelize their energy and at the same time improve their concentration, **Fine** & **gross motor** skills and promote independent learning.

Kindly help and guide your child in completing the work.

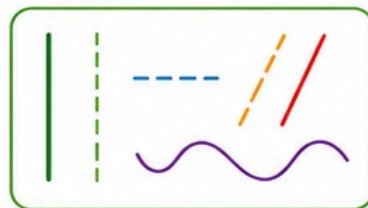




Here are some constructive and creative activities to keep our little ones buzzing like busy bees.....
Let the tiny ones explore this creativity under your guidance.




- **Patterns:** Make Standing line, sleeping line, slanting line, curve line. Let the child practice the patterns with the help of crayons (sheets attached) and in sand as well.



- **Counting:** Oral counting 1 to 10. Make it interesting by activities like stringing beads, counting spoons, plates, glasses, toys etc.



- **Opposites:** Revise concept of big or small, Long or short by Practice with objects at home and encourage them to find the objects on their own and compare.



- **Colour Red, Blue and Yellow :** Discuss the colour of objects in their environment. Do activity sheets (attached) as per instructions given on the top of them.





VOCABULARY AND CONVERSATION:



- Picture reading
- Phonic sounds
- Encouraging your child to converse in English
- Use of words



Good Morning, Good Afternoon, Good Evening, Good Night & Golden words Sorry, Thank You, Please and May I (May I Go to washroom , May I drink water)



Good Morning



Good Afternoon



Good Evening



Good Night




Learn lines on "Myself"

1. My name is _____
2. I study in class _____
3. I am _____ years old.
4. My father's name is Mr. _____
5. My mother's name is Mrs. _____
6. My favourite fruit is _____


Let's talk about me!






TEAR AND PASTE COLOURFUL PAPERS IN UMBRELLA



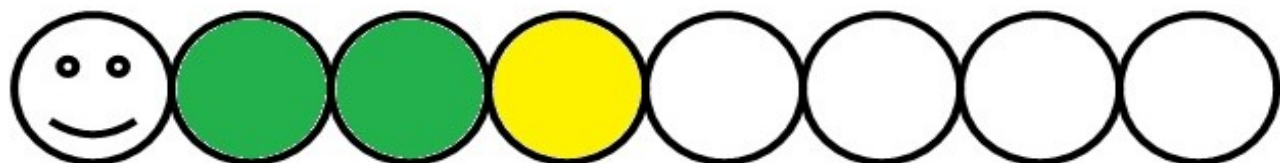
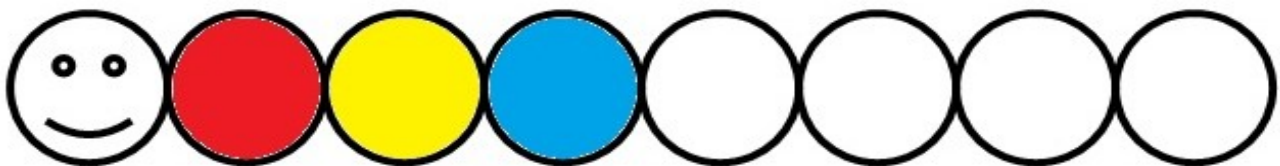
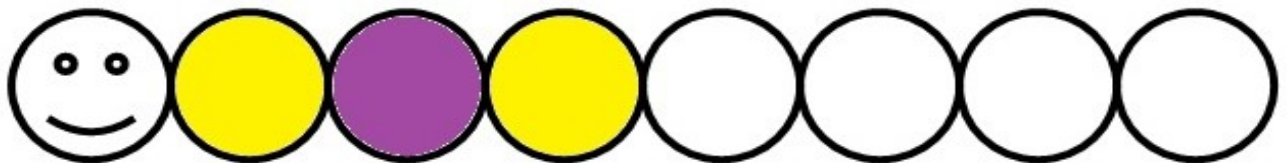
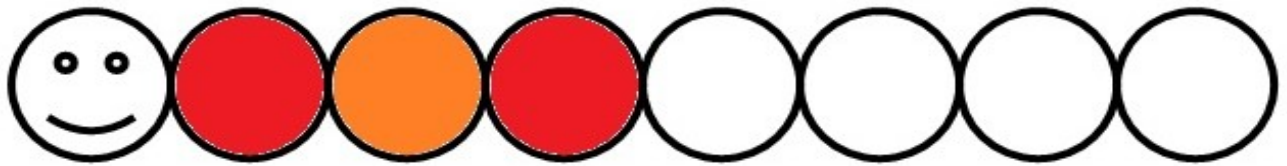
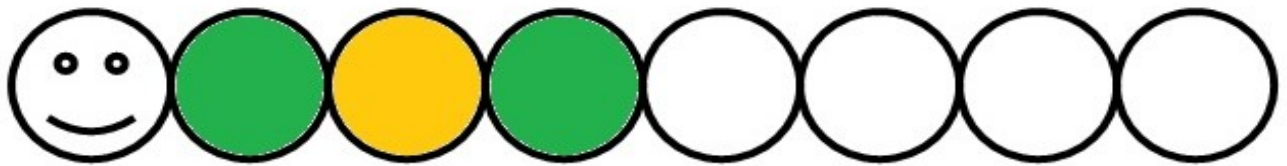
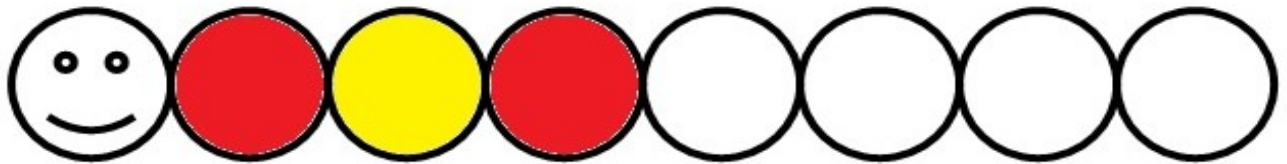
Spot the differences and circle them




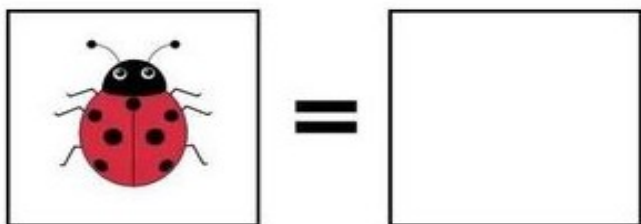
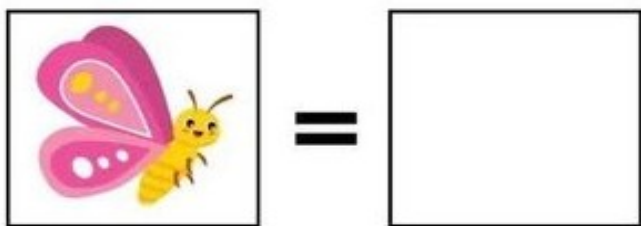
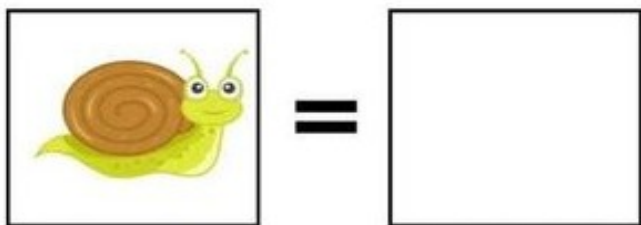

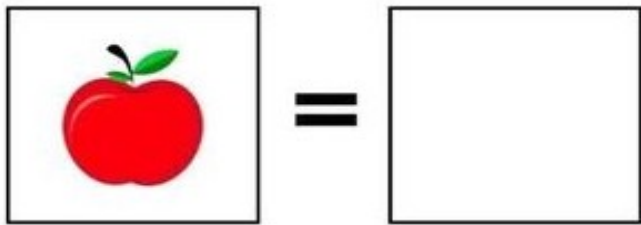
COLOUR THE SHAPES IN THE TREE AS SHOWN BELOW



FIND THE NEXT COLOUR AND FOLLOW
THE PATTERN



COUNT AND WRITE THE NUMBER OF OBJECTS YOU SEE IN THE PICTURE




PASTE COLOURFUL BINDIS INSIDE THE FLOWERS



WRITE THE MISSING NUMERALS

○	2	3	○	5
□	2	□	4	□
△	△	3	4	△
○	○	3	○	5
☆	2	☆	☆	☆
□	□	□	4	5

COUNT AND CIRCLE CORRECT NUMERALS



2	4	1	3
---	---	---	---




3	5	2	4
---	---	---	---




3	1	4	5
---	---	---	---



3	1	5	2
---	---	---	---




5	2	3	4
---	---	---	---



4	2	5	1
---	---	---	---

COLOUR THE FROG WITH THE HELP OF
COLOR CHART GIVEN



1- green

4- red

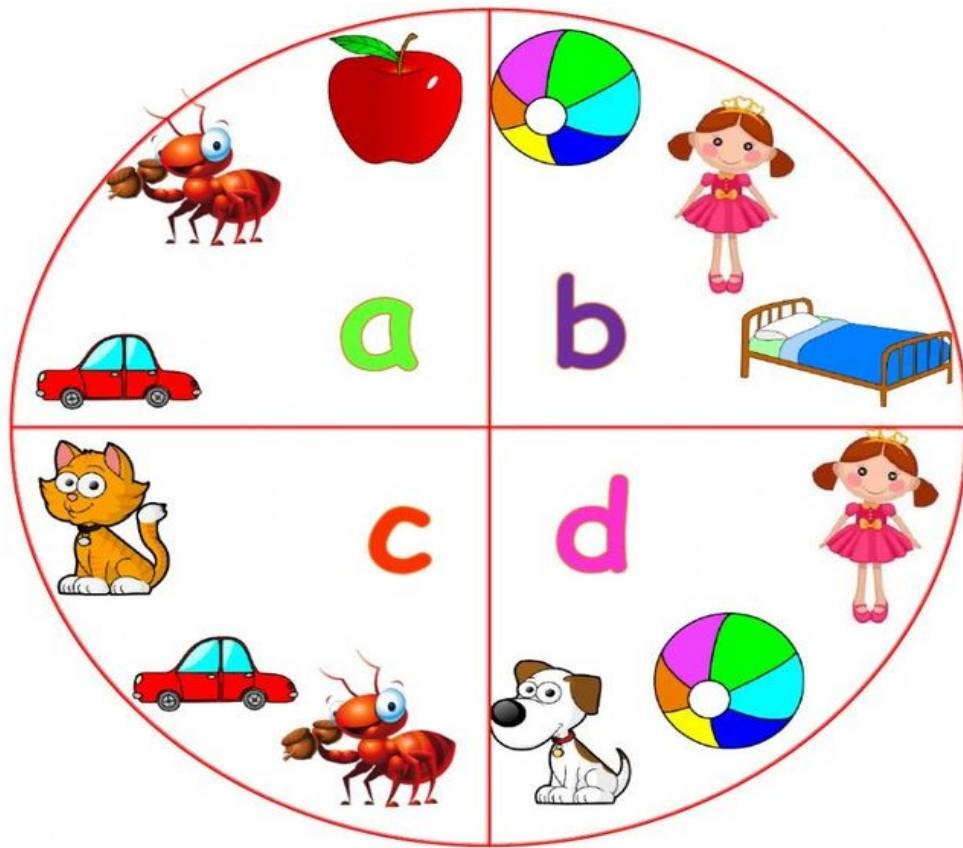
2- yellow

5- blue





3- purple

6- orange

MATCH THE OBJECTS IN EACH PART RELATED TO THAT LETTER



CIRCLE LETTERS AS GIVEN IN THE COLUMN

 a	(a) e i a s d x k a j k d n d f f d i d e a
 b	a e i a s d x k b b k b n i d d f f d i d
 c	a e i a j d x k c j k c n c f j d j d e a
 d	a d i a s d x k a d k b n d f f d i d b

CELEBRATE FATHER'S DAY

ON 16TH JUNE 2024

BEST
DAD
EVER

I ♥ MY
DAD



MY HERO ★

My Special Day with DAD +

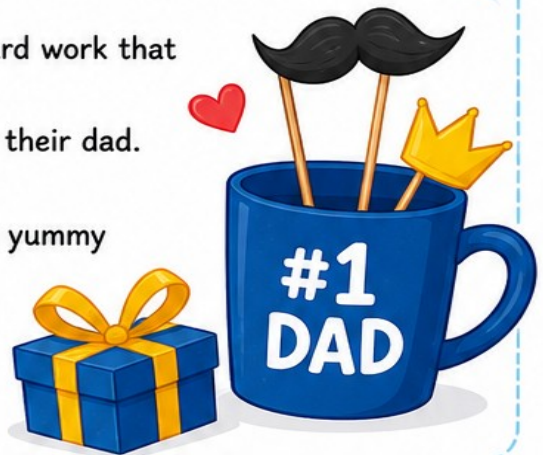
"Father's Day Sunday,
16th June 2024"

"My Dad is so special,
he is strong and smart,
That is why I love him so
with all my little heart!!"



- ★ Father's Day is celebrated to make **PAPA** feel special. He gets all the attention and loads of pampering.
- ★ Discuss with the child all the wonderful things and hard work that their father's do for them.
- ★ Encourage the child to arrange something special for their dad. They can also organize a small celebration.
- ★ You can be more adventurous and cook up something yummy for your dad.
- ★ Click pictures of the whole process and the bond between father and child.

≡ **Happy Father's Day!!** ≡



FUN ACTIVITY WITH DAD:- MAKE FRUIT CUSTARD

Ingredients :

- 1 ltr packet Milk
- Sugar
- Fruits (Apple, mango, grapes etc)
- Custard 2 tsp



Take your moms
help to prepare
the custard.



Enjoy the custard
with your Dad
and have fun!!



Learn lines on
"Myself"



1 My name is _____



2 I study in class _____



3 I am _____ years old.



4 My father's name is Mr. _____



5 My mother's name is Mrs. _____



6 My favourite fruit is _____



7 I like to play _____



8 My school name is
DAV Centenary Public School





HELP YOUR CHILD TO BE MORE INDEPENDENT



by allowing him/her to do the following.

1. Buttoning and unbuttoning the shirt.



2. Learning to wear shoes and socks.



3. Laying the table



4. Arranging the toys.



5. Clearing the working area after completing the activity.



6. Watering the plants.



7. Folding napkins or towels.



YOU TUBE LINKS

for videos of Rhymes and healthy habits

RHYMES AND HEALTHY HABITS

- ★ <https://www.youtube.com/watch?v=ywP0wXaABiQ>
- ★ <https://www.youtube.com/watch?v=pHSTnb624IQ>

BODY PARTS SONG

- ★ <https://www.youtube.com/watch?v=I5RUzkySseE>
- ★ <https://www.youtube.com/watch?v=h4eueDYPTIg>
- ★ <https://www.youtube.com/watch?v=83z4QgQmv1A>

FRUITS SONG

- ★ https://www.youtube.com/watch?v=f_CYqTpsgkl



COLOUR SONG

- ★ https://www.youtube.com/watch?v=zXlpA5nF_LY





LET'S EXERCISE DO YOGA



21ST JUNE INTERNATIONAL YOGA DAY

1

COBRA POSE

- Lie down on the yoga mat on the tummy, with hands near chest. Push upwards into a backbend with an arched back.



2

CAT POSE

- Get down on hands and knees. Reach spine towards ceiling as high as possible, so that the back is arched like a cat.



3

BUTTERFLY POSE

- Sit on the ground and join the soles of the feet and spread the knees. Hold your feet with hands and move the legs up and down like a butterfly moves her wings.




4

TREE POSE

- Tree is my favorite pose to work on with kids who need help with balance. Kids pretend like their arms are the branches and stretch them high. Kids can really feel this one working their leg muscles.



♥ YOGA KEEPS US HEALTHY, HAPPY AND STRONG! ♥



BEST OUT OF WASTE ASSIGNMENT



Make **bird feeder** from waste water bottle, paper plate, milk can etc.

Make and hang in your garden or suitable place and also encourage your ward to **feed birds everyday**.



IDEAS FOR BIRD FEEDER



SAVE
BIRDS
SAVE
NATURE

MATERIALS YOU CAN USE

- ✿ Empty water bottle
- ✿ Paper plate
- ✿ Milk can / Tin can
- ✿ Rope or string
- ✿ Wooden spoon / Stick
- ✿ Bird seeds



HOW TO MAKE (WATER BOTTLE FEEDER)

1



Take an empty water bottle and wash it well.

2



Make 2 holes opposite to each other and insert wooden spoons.

3



Make small holes below the spoons for seeds to come out.

4



Decorate the bottle with colors, stickers or drawing.

5



Fill it with bird seeds.

6



Tie a string and hang it in your garden or any suitable place.



LET'S CARE FOR OUR FEATHERED FRIENDS!



NOTE:

Please share the picture of students doing this activity.



Be kind to birds,
they make our world
more beautiful!



HAVE A HAPPY SUMMER BREAK!

Time to relax, refresh and
make beautiful memories!

Relax,
Enjoy and
Have Fun!

Play More

Read Books

Explore

Be Kind

Stay Active

Eat Healthy



Dream
Big



Be Creative



Help at
Home



Spread
Happiness



Play
Outdoors

Dear Children,
Take care of yourself
and your loved ones.
Learn new things, laugh often
and enjoy every moment!

SEE YOU
SOON WITH
BIG SMILES &
LOVELY STORIES!

Until then...
Stay Safe, Stay Happy!

ENJOY YOUR VACATION TO THE FULLEST!